

Stationary Face and Body

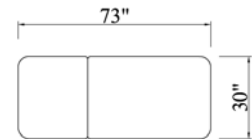


TOP:

Top design Two piece, folding, round corners, 3-layer foam, 3/4" plywood
 Back Lift Easy manual adjustment of torso section from 0 to 60 degree tilt
 Standard size 30" x 73"
 Foam 2" firm bottom layer + 1- 3/4" medium-density layer of urethane polymer
 Polyester batting 1/2" fluffy polyester Dacron top layer
 Frame 3/4" Plywood frame reinforced for arm rests and face cradle

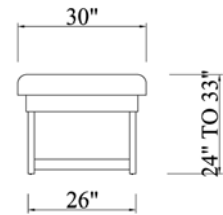
TOP OPTIONS:

Sidearms 60 degree elevating side arm rests
 Head rest Deluxe FaceSpace II available
 Foot extension See price list and package upgrades
 Neck Bolster See price list and package upgrades



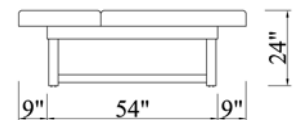
VINYL CHOICES:

Ultra Soft Touch - standard Lightly textured, Super Soft Urethane vinyl, fabric backed, environmentally friendly



LEGS and FRAME:

Solid Maple Legs Easy to use knob and peg height adjustment
 9" leg recess 9" recess from ends of table
 Height range - standard 24" to 33" 9 positions
 Shelf Maple veneer shelf with hardwood frame
 Capacity Static weight capacity 1000 lbs.



LEG OPTIONS:

Low range legs 22"-32", 7 positions
 High range legs 26"-36", 9 positions

GUARANTEES:

Structure 10 yrs
 Foam & Vinyl Guaranteed to arrive in good condition

WEIGHTS:

Table Weight 160 lbs.
 Shipping weight - boxed 230 lbs (83" x 35" x 39" = 66 cu ft)

